



## LED Panel 40W (4x18W\*) 4400lm 120° IP20 natural light 4000K

### General characteristics

Family name	HPL4060E
Luminaire type	LED Panel
LED chips manufacturer	San'an
Installation options	Recessed, surface mounted, suspended
Intelligent control	No
Certificates	CE, RoHS
Warranty	2 years

### Light technical characteristic

Luminaire luminous flux	<b>4400lm</b>
Luminous efficacy	110lm/W
Color temperature	<b>4000K</b>
Light color	<b>neutral</b>
CRI	>80
Beam angle	120°
Color consistency	<6SDMC

### Operating characteristic

Lifetime	20 000h
Switching cycle	> 15 000
LLMF	0,7
IP	65
Warm up time	negligible
Starting time	<0,5s
Working temperature	from -20° to 40°C
Storage temperature	from -20° to 40°C

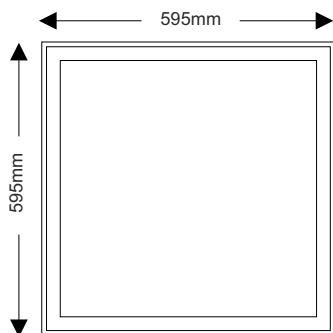
### Mechanical characteristic

Light source dimensions	595x595x10mm
Packing dimensions	L640xW630xH60mm
Weight net	2,15kg
Weight gross	3kg
Material	PC, aluminum

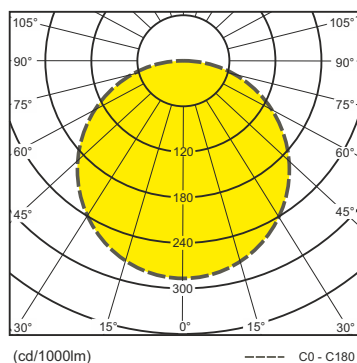
### Electrical characteristic

Wattage	<b>40W</b>
Replaces*	<b>4x18W</b>
Voltage	<b>175-265V</b>
Power factor	>0,9
Energy efficiency label	<b>E</b>

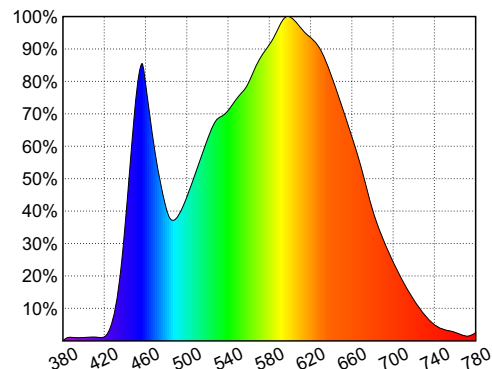
### Technical drawing



### Photometric solid



### Spectrum



\*wattage of luminaire with linear fluorescent lamp